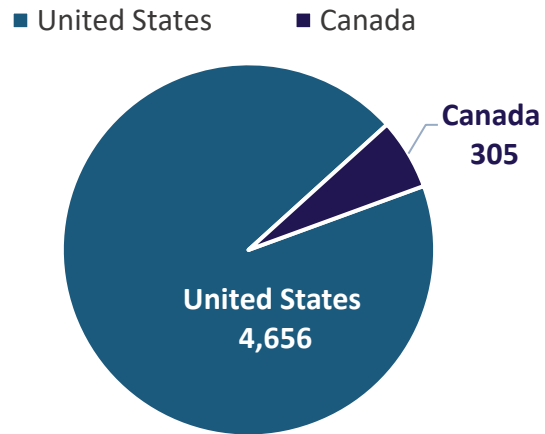
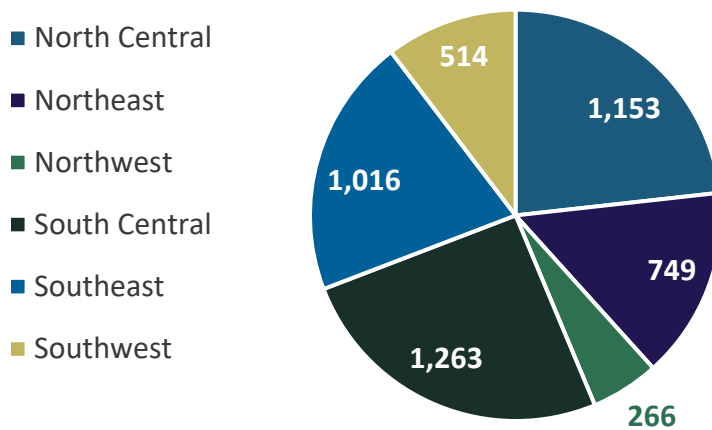


## Church counts by geography (2023)

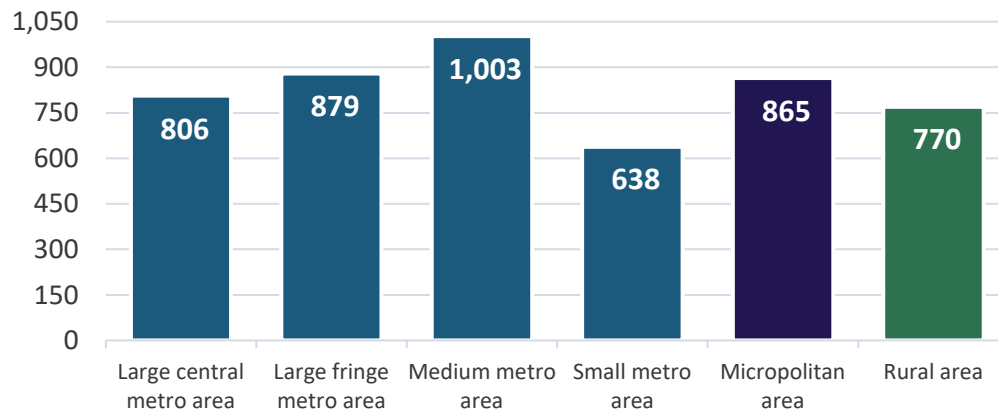
### By country



### By region



### By rural-urban geography



## **Church counts by geography (2023)**

### *By country*

Abbr	Country	Count	Percent
US	United States	4,656	93.9%
CAN	Canada	305	6.1%
Total		4,961	100.0%

### *By region*

Region	Count	Percent
North Central	1,153	23.2%
Northeast	749	15.1%
Northwest	266	5.4%
South Central	1,263	25.5%
Southeast	1,016	20.5%
Southwest	514	10.4%
Total	4,961	100.0%

### *By rural-urban geography*

NCHS	Rural-Urban geography	Count	Percent
1	Large central metropolitan area	806	16.2%
2	Large fringe metropolitan area	879	17.7%
3	Medium metropolitan area	1,003	20.2%
4	Small metropolitan area	638	12.9%
5	Micropolitan area	865	17.4%
6	Rural	770	15.5%
Total		4,961	100.0%

### *Canada, by provinces*

Abbr	Province	Count	Percent
AB	Alberta	28	9.2%
BC	British Columbia	38	12.5%
MB	Manitoba	14	4.6%
NB	New Brunswick	60	19.7%
NL	Newfoundland	8	2.6%
NS	Nova Scotia	15	4.9%
NT	Northwest Territories	1	0.3%
NU	Nunavut	1	0.3%
ON	Ontario	96	31.5%
PE	Prince Edward Island	5	1.6%
QC	Quebec	32	10.5%
SK	Saskatchewan	5	1.6%
YT	Yukon	2	0.7%
Total		305	100.0%

## Church counts by geography (2023)

### *United States, by states*

Abbr	State	Count	Percent
AK	Alaska	24	0.5%
AL	Alabama	101	2.2%
AR	Arkansas	165	3.5%
AZ	Arizona	41	0.9%
CA	California	305	6.6%
CO	Colorado	58	1.2%
CT	Connecticut	37	0.8%
DC	Washington D.C.	1	0.0%
DE	Delaware	8	0.2%
FL	Florida	223	4.8%
GA	Georgia	105	2.3%
HI	Hawaii	13	0.3%
IA	Iowa	48	1.0%
ID	Idaho	21	0.5%
IL	Illinois	198	4.3%
IN	Indiana	161	3.5%
KS	Kansas	19	0.4%
KY	Kentucky	103	2.2%
LA	Louisiana	299	6.4%
MA	Maine	35	0.8%
MD	Maryland	73	1.6%
ME	Maine	44	0.9%
MI	Michigan	111	2.4%
MN	Minnesota	57	1.2%
MO	Missouri	194	4.2%
MS	Mississippi	215	4.6%
MT	Montana	18	0.4%
NC	North Carolina	75	1.6%
ND	North Dakota	16	0.3%
NE	Nebraska	28	0.6%
NH	New Hampshire	5	0.1%
NJ	New Jersey	36	0.8%
NM	New Mexico	32	0.7%
NV	Nevada	10	0.2%
NY	New York	98	2.1%
OH	Ohio	142	3.0%
OK	Oklahoma	125	2.7%
OR	Oregon	48	1.0%
PA	Pennsylvania	64	1.4%
RI	Rhode Island	12	0.3%
SC	South Carolina	58	1.2%
SD	South Dakota	13	0.3%

## Church counts by geography (2023)

### *United States, by states*

Abbr	State	Count	Percent
TN	Tennessee	169	3.6%
TX	Texas	727	15.6%
UT	Utah	7	0.2%
VA	Virginia	72	1.5%
VT	Vermont	11	0.2%
WA	Washington	61	1.3%
WI	Wisconsin	96	2.1%
WV	West Virginia	61	1.3%
WY	Wyoming	13	0.3%
Total		4,656	100.0%