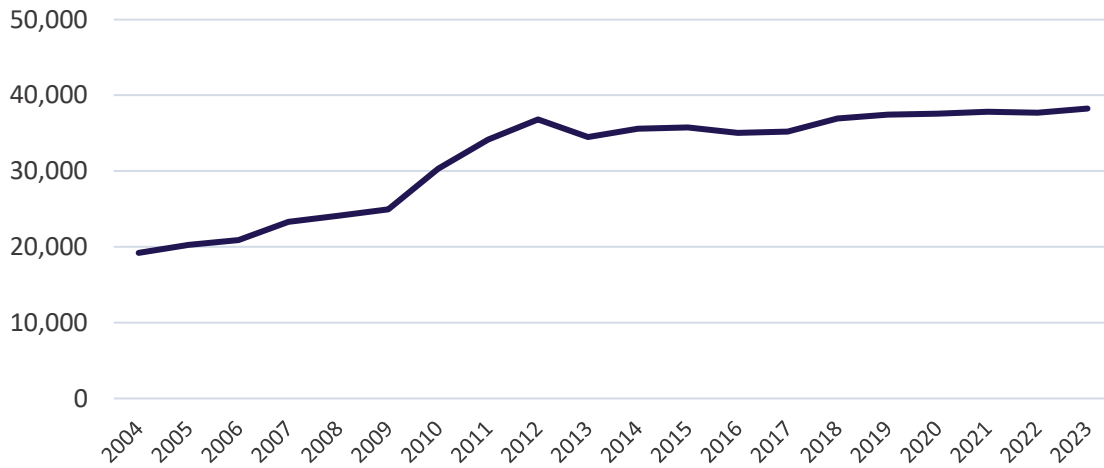
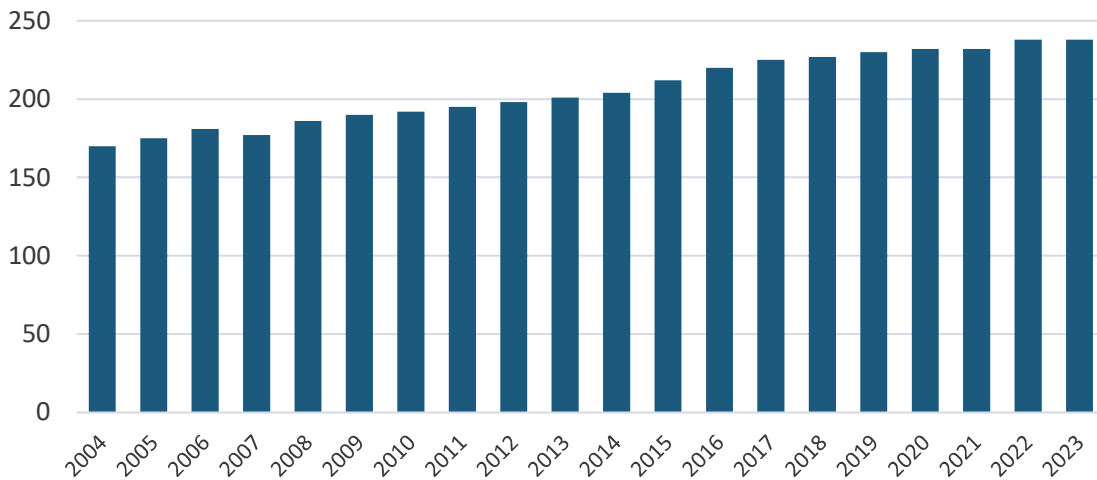


Global Missions Annual Field Summary (2004-2023)

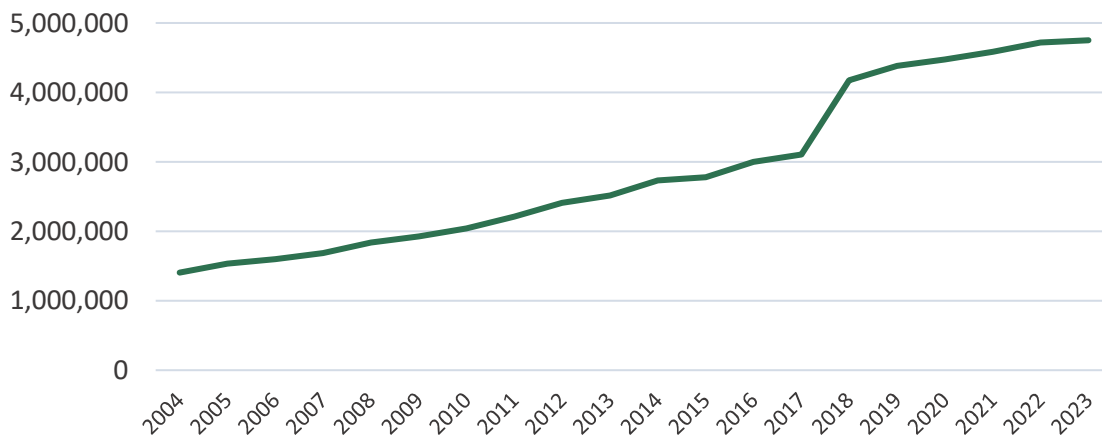
Global Churches and Preaching Points



Nations and territories



Global Constituents



Global Missions Annual Field Summary, Works (2004-2023)

Year	Churches and Preaching Points	Churches (Added)	Preaching Points (Added)	Nations & Territories w/ Works	New Works	Military Works
2004	19,230	861	836	170	4	2
2005	20,235	923	1,280	175	4	2
2006	20,876	866	1,300	181	6	2
2007	23,298	874	1,782	177	2	2
2008	24,083	754	1,052	186	3	2
2009	24,947	887	1,206	190	3	2
2010	30,307	923	3,058	192	2	2
2011	34,133	1,134	2,496	195	3	2
2012	36,804	961	2,360	198	4	2
2013	34,491	924	1,884	201	0	2
2014	35,561	1,012	1,281	204	3	2
2015	35,739	1,202	1,107	212	8	2
2016	35,028	1,076	1,297	220	10	2
2017	35,210	905	1,595	225	3	2
2018	36,916	821	1,785	227	3	2
2019	37,428	942	1,932	230	3	2
2020	37,557	1062	1581	232	2	2
2021	37,832	749	894	232	0	2
2022	37,669	1,083	6,939	238	6	2
2023	38,238	1,180	6,046	238	4	2

NOTE: Global statistics do not include North America (U.S. and Canada).

Revised: 8/28/23

Global Missions Annual Field Summary, Constituents (2004-2023)

Year	Constituents	Ministers	Baptized (Year to date)	Baptized (Total)	Holy Ghost (Year to date)	Holy Ghost (Total)
2004	1,408,437	11,749	80,869	891,108	88,740	773,415
2005	1,535,867	12,353	83,161	925,440	91,907	809,331
2006	1,599,747	14,765	88,913	967,757	99,208	829,295
2007	1,684,613	16,314	91,671	1,052,091	110,278	945,305
2008	1,838,496	16,683	101,084	1,077,647	115,030	982,949
2009	1,927,605	17,020	113,824	1,195,619	119,528	1,005,095
2010	2,042,103	17,879	104,906	1,218,646	104,344	1,116,029
2011	2,208,947	19,686	132,965	1,258,728	127,070	1,077,326
2012	2,408,435	22,129	113,307	1,353,076	120,357	1,132,753
2013	2,517,496	21,485	108,993	1,337,074	132,477	1,197,365
2014	2,732,717	22,375	129,664	1,384,020	123,480	1,228,224
2015	2,779,178	23,401	129,777	1,451,358	130,089	1,275,577
2016	3,001,014	24,471	142,094	1,640,125	137,882	1,483,529
2017	3,103,902	25,385	138,642	1,787,147	144,503	1,644,620
2018	4,174,145	29,684	141,107	1,808,004	148,482	1,692,875
2019	4,383,513	30,635	139,892	1,957,429	154,361	1,814,807
2020	4,474,121	30,626	164,029	2,076,380	163,120	1,924,742
2021	4,583,480	28,875	108,887	2,303,146	107,190	2,120,538
2022	4,719,651	28,681	115,609	2,254,048	105,625	2,120,277
2023	4,750,595	31,890	205,225	2,336,387	261,358	2,201,681

NOTE: Global statistics do not include North America (U.S. and Canada).

Revised: 8/28/23