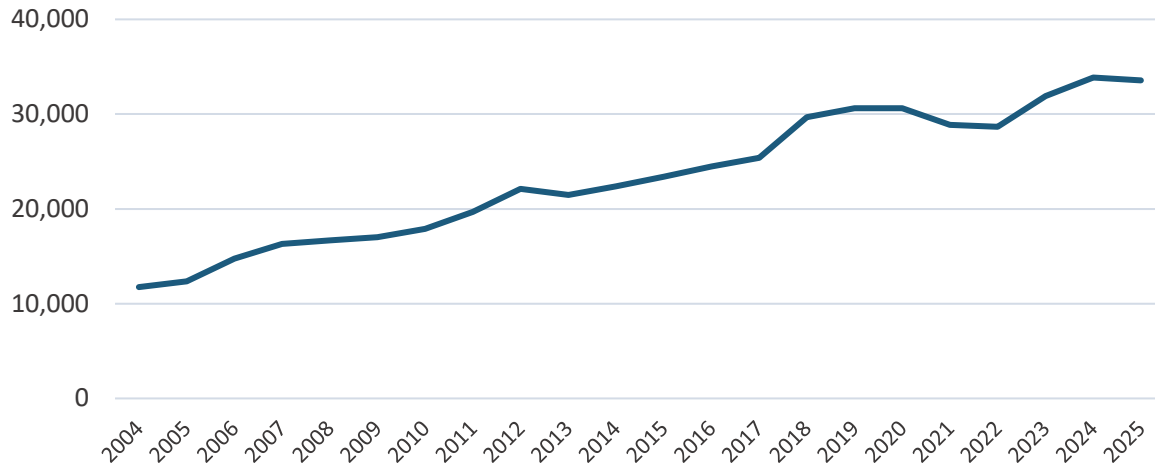
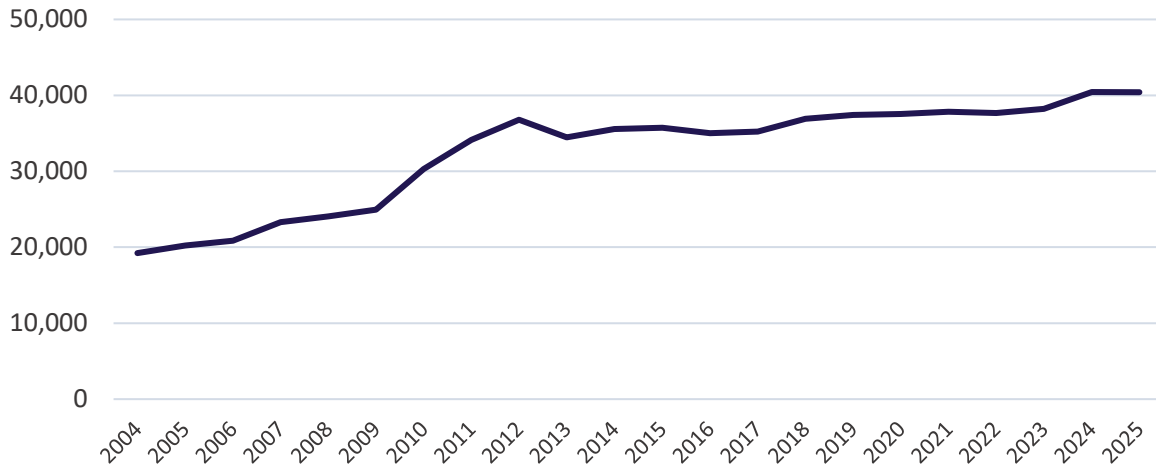


Global Missions Annual Field Summary (2004-2025)

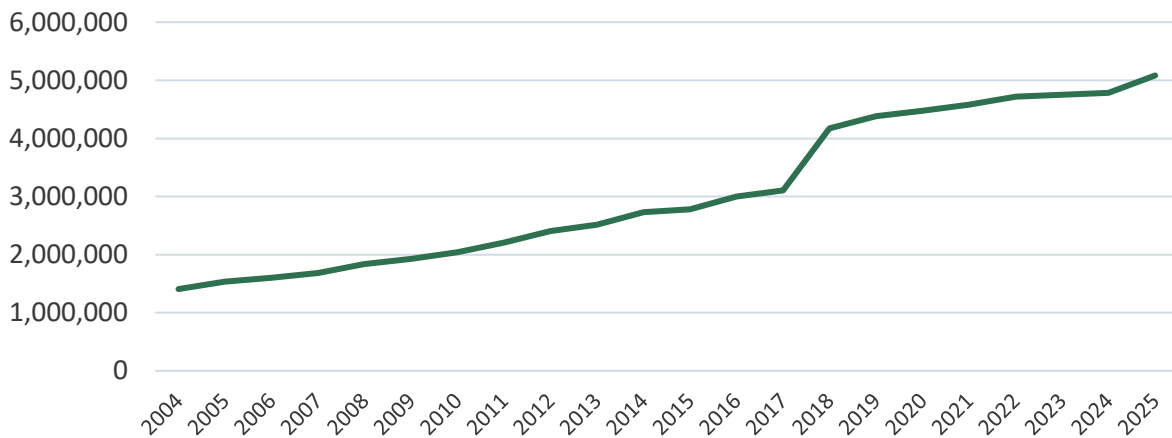
Global Ministers



Global Churches and Preaching Points



Global Constituents



Global Missions Annual Field Summary (2004-2025)

Year	Constituents	Ministers	Churches and Preaching Points	Churches (Added)	Preaching Points (Added)
2004	1,408,437	11,749	19,230	861	836
2005	1,535,867	12,353	20,235	923	1,280
2006	1,599,747	14,765	20,876	866	1,300
2007	1,684,613	16,314	23,298	874	1,782
2008	1,838,496	16,683	24,083	754	1,052
2009	1,927,605	17,020	24,947	887	1,206
2010	2,042,103	17,879	30,307	923	3,058
2011	2,208,947	19,686	34,133	1,134	2,496
2012	2,408,435	22,129	36,804	961	2,360
2013	2,517,496	21,485	34,491	924	1,884
2014	2,732,717	22,375	35,561	1,012	1,281
2015	2,779,178	23,401	35,739	1,202	1,107
2016	3,001,014	24,471	35,028	1,076	1,297
2017	3,103,902	25,385	35,210	905	1,595
2018	4,174,145	29,684	36,916	821	1,785
2019	4,383,513	30,635	37,428	942	1,932
2020	4,474,121	30,626	37,557	1062	1581
2021	4,583,480	28,875	37,832	749	894
2022	4,719,651	28,681	37,669	1,083	6,939
2023	4,750,595	31,890	38,238	1,180	6,046
2024	4,785,291	33,862	40,440	3,395	6,534
2025	5,083,075	33,565	40,430	1,043	1,419

NOTE: Global statistics do not include North America (U.S. and Canada).

Revised: 8/7/2025

Global Missions Annual Field Summary (2004-2025)

Year	Baptized (Year to date)	Baptized (Total)	Holy Ghost (Year to date)	Holy Ghost (Total)
2004	80,869	891,108	88,740	773,415
2005	83,161	925,440	91,907	809,331
2006	88,913	967,757	99,208	829,295
2007	91,671	1,052,091	110,278	945,305
2008	101,084	1,077,647	115,030	982,949
2009	113,824	1,195,619	119,528	1,005,095
2010	104,906	1,218,646	104,344	1,116,029
2011	132,965	1,258,728	127,070	1,077,326
2012	113,307	1,353,076	120,357	1,132,753
2013	108,993	1,337,074	132,477	1,197,365
2014	129,664	1,384,020	123,480	1,228,224
2015	129,777	1,451,358	130,089	1,275,577
2016	142,094	1,640,125	137,882	1,483,529
2017	138,642	1,787,147	144,503	1,644,620
2018	141,107	1,808,004	148,482	1,692,875
2019	139,892	1,957,429	154,361	1,814,807
2020	164,029	2,076,380	163,120	1,924,742
2021	108,887	2,303,146	107,190	2,120,538
2022	115,609	2,254,048	105,625	2,120,277
2023	205,225	2,336,387	261,358	2,201,681
2024	196,422	2,390,941	268,661	2,257,881
2025	230,702	2,459,925	290,123	2,341,220

NOTE: Global statistics do not include North America (U.S. and Canada).

Revised: 8/7/2025