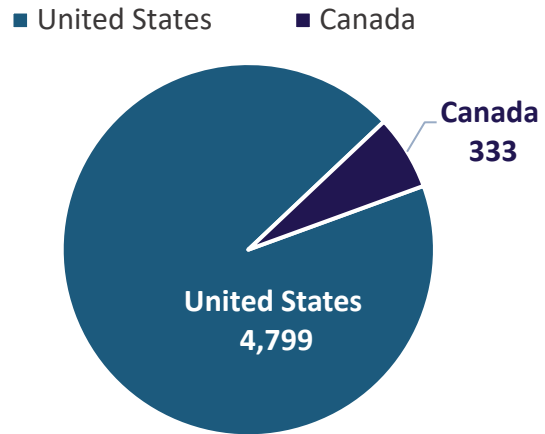
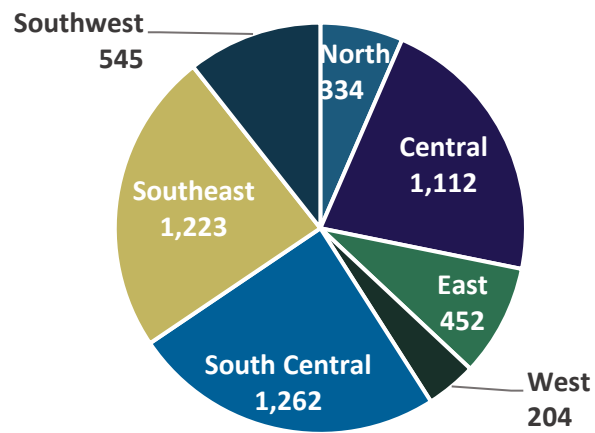


Church counts by geography (2025)

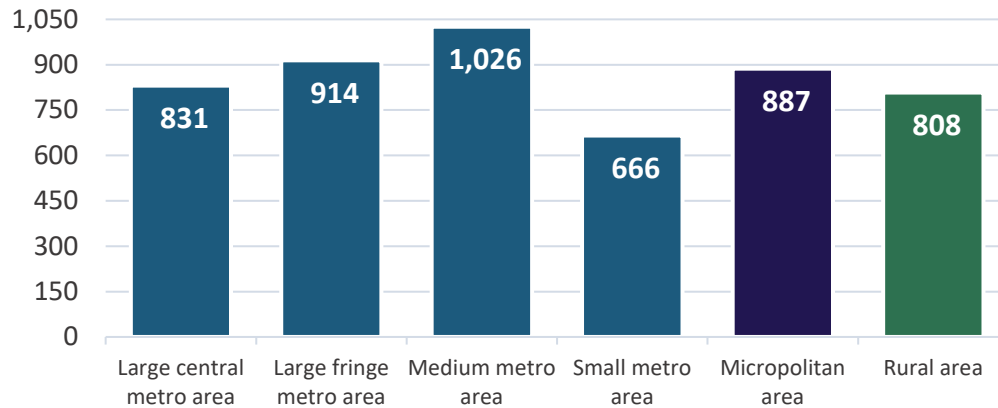
By country



By region



By rural-urban geography



Church counts by geography (2025)

By country

Abbr	Country	Count	Percent
US	United States	4,799	93.5%
CAN	Canada	333	6.5%
Total		5,132	100.0%

By region

Region	Count	Percent
North	334	6.5%
Central	1,112	21.7%
East	452	8.8%
West	204	4.0%
South Central	1,262	24.6%
Southeast	1,223	23.8%
Southwest	545	10.6%
Total		5,132 100.0%

By rural-urban geography

NCHS	Rural-Urban geography	Count	Percent
1	Large central metropolitan area	831	16.2%
2	Large fringe metropolitan area	914	17.8%
3	Medium metropolitan area	1,026	20.0%
4	Small metropolitan area	666	13.0%
5	Micropolitan area	887	17.3%
6	Rural	808	15.7%
Total		5,132	100.0%

Canada, by provinces

Abbr	Province	Count	Percent
AB	Alberta	28	8.4%
BC	British Columbia	45	13.5%
MB	Manitoba	15	4.5%
NB	New Brunswick	66	19.8%
NL	Newfoundland	10	3.0%
NS	Nova Scotia	16	4.8%
NT	Northwest Territories	1	0.3%
NU	Nunavut	1	0.3%
ON	Ontario	99	29.7%
PE	Prince Edward Island	5	1.5%
QC	Quebec	38	11.4%
SK	Saskatchewan	6	1.8%
YT	Yukon	3	0.9%
Total		333	100.0%

Church counts by geography (2025)

United States, by states

Abbr	State	Count	Percent
AK	Alaska	32	0.7%
AL	Alabama	105	2.2%
AR	Arkansas	162	3.4%
AZ	Arizona	47	1.0%
CA	California	323	6.7%
CO	Colorado	59	1.2%
CT	Connecticut	41	0.9%
DC	Washington D.C.	2	0.0%
DE	Delaware	8	0.2%
FL	Florida	235	4.9%
GA	Georgia	113	2.4%
HI	Hawaii	18	0.4%
IA	Iowa	47	1.0%
ID	Idaho	25	0.5%
IL	Illinois	211	4.4%
IN	Indiana	169	3.5%
KS	Kansas	19	0.4%
KY	Kentucky	104	2.2%
LA	Louisiana	301	6.3%
MA	Massachusetts	38	0.8%
MD	Maryland	78	1.6%
ME	Maine	41	0.9%
MI	Michigan	107	2.2%
MN	Minnesota	57	1.2%
MO	Missouri	197	4.1%
MS	Mississippi	217	4.5%
MT	Montana	19	0.4%
NC	North Carolina	82	1.7%
ND	North Dakota	16	0.3%
NE	Nebraska	26	0.5%
NH	New Hampshire	6	0.1%
NJ	New Jersey	43	0.9%
NM	New Mexico	32	0.7%
NV	Nevada	9	0.2%
NY	New York	106	2.2%
OH	Ohio	144	3.0%
OK	Oklahoma	123	2.6%
OR	Oregon	47	1.0%
PA	Pennsylvania	62	1.3%
RI	Rhode Island	16	0.3%
SC	South Carolina	66	1.4%
SD	South Dakota	15	0.3%

Church counts by geography (2025)

United States, by states

Abbr	State	Count	Percent
TN	Tennessee	165	3.4%
TX	Texas	731	15.2%
UT	Utah	8	0.2%
VA	Virginia	71	1.5%
VT	Vermont	13	0.3%
WA	Washington	59	1.2%
WI	Wisconsin	106	2.2%
WV	West Virginia	64	1.3%
WY	Wyoming	14	0.3%
Total		4,799	100.0%