

## 2024 Total Giving Report

### Total giving through all UPCI Ministries

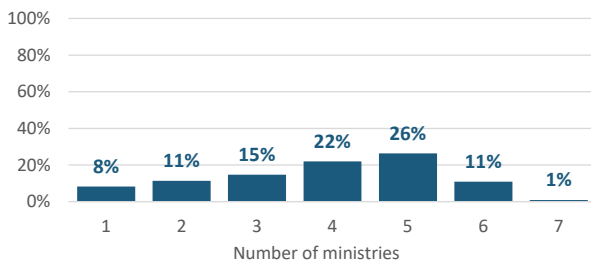
Ministry		Giving churches	Participation	Average	Median	Total
CA	Church Advancement	761	18%	\$ 1,029.54	\$ 600.00	\$ 783,479.80
CM	Children's Ministry	1,902	45%	\$ 1,264.86	\$ 500.00	\$ 2,405,767.90
GM	Global Missions	3,083	72%	\$ 12,173.60	\$ 4,680.00	\$ 37,531,221.10
LM	Ladies Ministries	3,499	82%	\$ 1,459.15	\$ 500.00	\$ 5,105,574.90
MM	Men's Ministries	243	6%	\$ 554.56	\$ 250.00	\$ 134,757.40
NAM	North American Missions	3,266	77%	\$ 3,005.89	\$ 940.00	\$ 9,817,246.80
YM	Youth Ministries	2,837	67%	\$ 2,641.60	\$ 640.00	\$ 7,494,227.20
UPCI	All ministries combined	4,023	95%	\$ 15,727.63	\$ 5,339.00	\$ 63,272,275.00

### Number of ministries that UPCI churches financially support

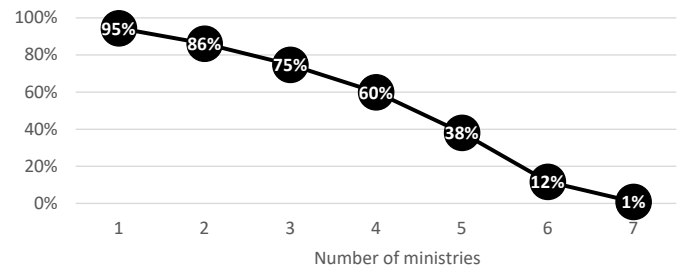
	0 ministries	1 ministry	2 ministries	3 ministries	4 ministries	5 ministries	6 ministries	7 ministries
Count	234	354	486	627	934	1,121	464	37
Percent	5%	8%	11%	15%	22%	26%	11%	1%

Based on 4,257 self-governing churches.

#### Ministries supported from UPCI churches



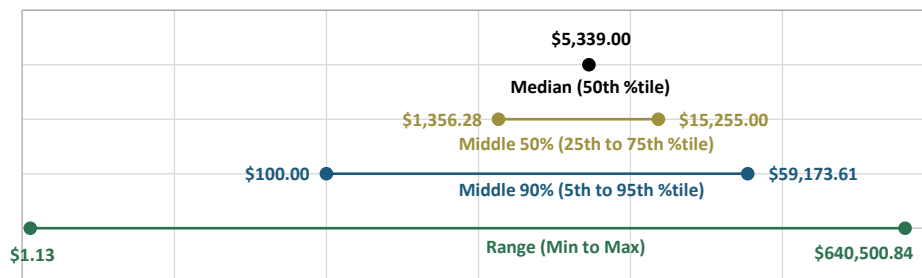
#### Ministries supported from UPCI churches, Cumulative



### Percentiles for total giving by UPCI churches

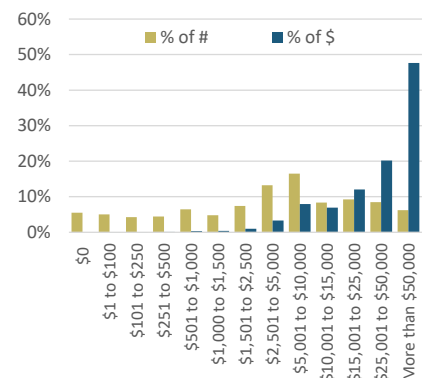
Minimum	5th percentile	10th percentile	25th percentile	50th percentile	75th percentile	90th percentile	95th percentile	Maximum
\$ 1.13	\$ 100.00	\$ 260.00	\$ 1,356.28	\$ 5,339.00	\$ 15,255.00	\$ 37,029.35	\$ 59,173.61	\$ 640,500.84

#### Percentiles for total giving (log scale)



### Summary of total giving by UPCI churches

Giving amount	Count (#)	% of #	Sum (\$)	% of \$
\$0	234	5%	\$ -	0%
\$1 to \$100	215	5%	\$ 11,402.49	0%
\$101 to \$250	181	4%	\$ 32,331.49	0%
\$251 to \$500	188	4%	\$ 72,279.32	0%
\$501 to \$1,000	276	6%	\$ 206,332.35	0%
\$1,000 to \$1,500	204	5%	\$ 255,594.31	0%
\$1,501 to \$2,500	316	7%	\$ 628,822.00	1%
\$2,501 to \$5,000	563	13%	\$ 2,085,398.29	3%
\$5,001 to \$10,000	703	17%	\$ 5,039,682.70	8%
\$10,001 to \$15,000	357	8%	\$ 4,379,852.80	7%
\$15,001 to \$25,000	393	9%	\$ 7,617,930.65	12%
\$25,001 to \$50,000	361	8%	\$ 12,792,551.06	20%
More than \$50,000	266	6%	\$ 30,150,097.59	48%
Total	4,257	100%	\$ 63,272,275.05	100%



Top 100 churches based on total giving to all UPCI ministries

#	District	Church	Total
1	Georgia District	Atlanta West Pentecostal Church, Lithia Springs, GA (Darrell W. Johns)	\$ 640,500.84
2	Louisiana District	Pentecostals of Alexandria, Alexandria, LA (Anthony Mangun, Gentry Mangun)	\$ 584,721.33
3	Florida District	First Pentecostal Church of Pensacola, Pensacola, FL (Brian Kinsey)	\$ 471,301.16
4	South Texas District	The First Church of Pearland, Pearland, TX (Ken Gurley, Tyler Walea)	\$ 446,147.31
5	New York Metro District	Bethel United Pentecostal Church, Old Westbury, NY (D. D. Davis, Sr, Doug Davis, Jr)	\$ 434,469.01
6	Indiana District	Greater Faith Church, New Albany, IN (J. Todd Nichols)	\$ 406,573.77
7	Indiana District	New Life Fellowship, Terre Haute, IN (Jeffrey Harpole)	\$ 380,777.89
8	Ohio District	Calvary Apostolic Church, Westerville, OH (Jimmy Stark, James Stark)	\$ 358,091.57
9	Atlantic District	Capital Community Church, Fredericton, NB (Jack Leaman)	\$ 341,003.87
10	Mississippi District	Woodlawn United Pentecostal Church, Columbia, MS (Jerron Carney)	\$ 291,496.98
11	Louisiana District	The Pentecostals of Bossier City, Bossier City, LA (Ryan Dean, Jerry Dean)	\$ 289,879.81
12	Louisiana District	First United Pentecostal Church, New Orleans, LA (Richard Dykes, Jr)	\$ 286,247.00
13	Louisiana District	Wallace Ridge Pentecostal Church, Jonesville, LA (Tyler Stevison)	\$ 270,220.16
14	Missouri District	Apostolic Pentecostal Church, St. Louis, MO (Bradly DeLong)	\$ 264,689.43
15	Indiana District	Calvary Tabernacle, Indianapolis, IN (Joshua Carson)	\$ 263,783.41
16	Louisiana District	First United Pentecostal Church, Denham Springs, LA (William Johnson, Jr)	\$ 257,963.91
17	Texas District	Apostolic Pentecostal Church of Porter, Kingwood, TX (Joel McCoy)	\$ 250,379.47
18	Florida District	Eastwind Pentecostal Church, Palm Bay, FL (David Myers)	\$ 241,420.83
19*	Indiana District	Liberty Tabernacle UPCI, Whiteland, IN (Brian Lane)	\$ 237,189.10
20	Western District	Eureka - The Pentecostal Church, Eureka, CA (Jonathan McDonald)	\$ 232,910.92
21	Ontario District	First United Pentecostal Church of Toronto, Toronto, ON (Timothy Pickard)	\$ 227,749.99
22	Florida District	The Pentecostals of Gainesville, Gainesville, FL (Jimmy Toney)	\$ 227,046.96
23	Texas District	Greater Love Tabernacle, Lufkin, TX (Ronnie Franks)	\$ 226,981.11
24	Illinois District	Christ the King Apostolic Church, O Fallon, IL (Andrew Romine)	\$ 224,568.60
25	Mississippi District	Parkway Pentecostal Church, Madison, MS (Jason Dillon, Jerry W. Dillon)	\$ 218,858.24
26	Florida District	The Pentecostals of Cooper City, Cooper City, FL (Mark Hattabaugh)	\$ 214,128.22
27	Western District	Truth Tabernacle, Bakersfield, CA (Jonathan Mullings, Ronnie Mullings)	\$ 213,437.49
28	Mississippi District	First Pentecostal Church, Jackson, MS (Raymond Frazier)	\$ 213,128.40
29	Oklahoma District	The Church Today, Tulsa, OK (Barron Longstreth)	\$ 209,334.39
30	Louisiana District	First United Pentecostal Church, Winnsboro, LA (Mark Powell, Floyd Hawthorne)	\$ 206,203.00
31	Tennessee District	First United Pentecostal Church, Nashville, TN (Ron Becton, Roy Duke)	\$ 199,959.25
32	Virginia District	Norfolk Apostolic Church, Norfolk, VA (Michael Blankenship)	\$ 198,758.50
33	Missouri District	The Sanctuary UPC, Hazelwood, MO (Mitchell Bland, Seneatha Carpenter)	\$ 198,688.99
34	Alabama District	Sanctuary Community Church, Hartselle, AL (Billy Britt)	\$ 196,716.28
35	Texas District	Eastgate United Pentecostal Church, North Vidor, TX (Matthew Tuttle)	\$ 196,236.23
36	North Carolina District	Heavenview United Pentecostal Church, Winston Salem, NC (Harold Linder)	\$ 190,484.58
37	Southern California District	Spirit & Truth Worship Center, Orange, CA (Tom Coppie)	\$ 188,664.81
38	Missouri District	New Life St. Louis, Bridgeton, MO (Aaron Batchelor)	\$ 187,002.11
39	North Texas District	Dallas First Church, Dallas, TX (Tom Foster)	\$ 185,113.41
40	Missouri District	The Life Church, Kansas City, MO (Justin Gleason)	\$ 172,330.37
41*	Tennessee District	Goodlettsville Pentecostal Church, Goodlettsville, TN (Timothy Zuniga)	\$ 171,525.95
42	North Texas District	Emmanuel Pentecostal Church, Mesquite, TX (R. Chad Flowers, Richard Flowers)	\$ 169,843.03
43	Oklahoma District	Southern Oaks UPC, Oklahoma City, OK (Mark Parker)	\$ 169,349.68
44	Ohio District	The Anchor Church, Zanesville, OH (Aaron Bounds)	\$ 169,173.63
45	Louisiana District	Kings Temple UPC, Shreveport, LA (Damon Magee)	\$ 168,125.00
46*	Mississippi District	Pentecostals of Gulf Coast, Biloxi, MS (Chadwick Craft)	\$ 167,820.63
47*	North Texas District	New Life Church, Garland, TX (Shannon Stanley, Bobby Stanley)	\$ 162,922.73
48	Maryland-Washington DC District	Antioch, The Apostolic Church, Arnold, MD (David Wright, Chester Wright)	\$ 162,417.24
49	Quebec District	Saint Laurent United Pentecostal Church, Saint Laurent, QC (Paul Graham)	\$ 158,834.70
50	North Texas District	North Cities United Pentecostal, Garland, TX (D.G. Hargrove)	\$ 156,470.78
51	Tennessee District	Centerpointe Apostolic Church, Murfreesboro, TN (Kevin Allen)	\$ 153,935.70
52	Kentucky District	Greater Lighthouse Pentecostal Church, Madisonville, KY (Robbie Knox, Ronald Hendricks)	\$ 152,327.87
53	Texas District	The Sanctuary, First Pentecostal Church, Cleveland, TX (Kevin Howard)	\$ 149,548.00
54	Oregon District	Oregon City United Pentecostal Church, Oregon City, OR (Stanley Gleason)	\$ 146,663.31
55	Atlantic District	First United Pentecostal Church Mission Point, Saint John, NB (Brent Carter)	\$ 145,126.79
56	Georgia District	The Church of Columbus, Columbus, GA (HL Sheppard)	\$ 144,445.48
57	South Texas District	The Pentecostal Church of Atascocita, Humble, TX (Kevin Martin)	\$ 143,565.51
58*	Ohio District	New Life Church, Dayton, OH (Thomas Friend)	\$ 142,720.47
59*	North Dakota District	The Sanctuary, Bismarck, ND (Shane Paulson)	\$ 142,210.76
60*	Michigan District	South Flint Tabernacle, Flint, MI (Jason McGhee, Robert Henson)	\$ 142,086.97
61	Michigan District	Saginaw Valley United Pentecostal Church, Birch Run, MI (Kevin Leaman)	\$ 141,802.17

#	District	Church	Total
62	North Carolina District	Temple of Pentecost, Raleigh, NC (Bryan Ballestero, Wayne Huntley)	\$ 141,522.24
63	Ohio District	Harrison Hills Church, Jewett, OH (Philip Spellman, Jr)	\$ 138,684.93
64	Canadian Plains District	The Bible Pentecostal Church, Edmonton, AB (Daniel Mena)	\$ 138,440.00
65	Indiana District	Emmanuel Apostolic Church, Martinsville, IN (Mark Abernathy)	\$ 137,371.72
66	Massachusetts-Rhode Island District	Christ Temple UPC, Tiverton, RI (Jay Stirnemann)	\$ 136,548.87
67	Ohio District	Christian Life Center, Heath, OH (Michael Ensey)	\$ 135,167.80
68	Florida District	Church of Pentecost, Jacksonville, FL (Rick Olson)	\$ 135,071.06
69	Wisconsin District	Calvary Gospel Church, Madison, WI (Roy Grant)	\$ 134,176.04
70	Florida District	Cornerstone Ocala, Inc, Ocala, FL (Aaron Sizemore, C. Patton Williams)	\$ 134,019.86
71	Arizona District	Faith Tabernacle, Tucson, AZ (Paul Conner)	\$ 133,803.30
72	South Carolina District	First United Pentecostal Church, Sumter, SC (Theron Smith)	\$ 133,673.68
73	Oklahoma District	Dewar United Pentecostal Church, Dewar, OK (Matthew Martin)	\$ 133,388.04
74	Illinois District	The Apostolic Church Bartlett, Bartlett, IL (Robert Boettcher)	\$ 132,783.28
75	Wisconsin District	Christian Life Church, Mequon, WI (Joseph Hanthorn)	\$ 132,461.98
76	Mississippi District	Life at Tupelo, Tupelo, MS (Jay Carney, II)	\$ 131,337.40
77*	Western District	Revival Church UPC, Modesto, CA (Harold Johnson)	\$ 129,629.00
78*	South Texas District	Royalwood Pentecostal Church, Houston, TX (Ron Macey)	\$ 126,523.71
79	Illinois District	United Pentecostal Church, Johnston City, IL (Brandon Abernathy, Michael Glasco)	\$ 125,610.35
80	Arkansas District	Apostolic Faith Tabernacle, Percy, AR (William Culberson)	\$ 122,741.36
81	New Jersey-Delaware District	Jacob's Well, Newark, DE (Lela Cooper, Arash Ahmadvour)	\$ 122,170.00
82	South Central Texas District	New Life UPC of Austin, Austin, TX (Rodney Shaw)	\$ 121,879.38
83	Wisconsin District	Apostolic Truth Church, Appleton, WI (Aaron Soto)	\$ 121,260.54
84	Virginia District	Bible World Church, Chesapeake, VA (Jack Cunningham)	\$ 121,126.13
85	Florida District	United Pentecostal Church, Apopka, FL (Donavon Hill, II)	\$ 119,751.49
86	Alaska-Yukon District	First Pentecostal Church, Whitehorse, YT (Craig Colvin)	\$ 118,297.49
87*	British Columbia District	The Pentecostals of Fort St John, Fort St. John, BC (Jason McLaughlin)	\$ 117,822.91
88	Indiana District	The Tabernacle at Sandy Creek, Seymour, IN (Larry Arrowood)	\$ 117,291.59
89*	Arkansas District	The Pentecostal Church, Fort Smith, AR (Tim Sullivan)	\$ 115,740.00
90	Western District	Faith Tabernacle of Exeter, Exeter, CA (Don Demyan)	\$ 115,517.49
91	South Central Texas District	Hope Center Church, San Antonio, TX (Nathaniel Scoggins)	\$ 112,085.34
92*	North Carolina District	Abundant Life Church, Matthews, NC (Brent Watts)	\$ 110,014.01
93	Illinois District	The Apostolic Church of Salem, Salem, IL (Calvin Jean)	\$ 109,013.03
94*	North Texas District	The Life Church, Dallas, TX (Shay Mann)	\$ 108,156.39
95*	Colorado District	Landmark Tabernacle, Denver, CO (Dannie Hood, Billy Hale)	\$ 105,494.45
96	Louisiana District	First United Pentecostal Church, Breaux Bridge, LA (Jonathan Haygood)	\$ 103,694.52
97*	Texas District	Tyler Tabernacle UPC, Tyler, TX (Michael Littlefield)	\$ 102,297.47
98*	Ontario District	The Pentecostals of Quinte, Belleville, ON (Shawn Stickler, Arnold MacLauchlan)	\$ 101,515.00
99	Indiana District	First Church, Hobart, IN (Jonathan Barley)	\$ 101,300.41
100*	Maine District	First United Pentecostal Church, Lewiston, ME (Todd Little)	\$ 100,258.64

**NOTES:**

An asterisk on the rank (\*) indicates a church in the Top 100 that was not listed in the 2023 Giving Report.

1 Total giving includes 100% amount of annual ministry offerings, donations from churches, affiliated giving, and direct offering credit.

2 Totals for donations from churches, affiliated giving, and direct offering credit are based on the fiscal year ending June 30, 2024.

3 This report considers a possibility of participating in up to seven possible missional efforts:

Participation in Global Missions includes any giving to I AM GLOBAL or monthly pledges.

Participation in North American Missions includes any giving to Christmas For Christ or monthly pledges.

Participation in Youth Ministries reflects giving to Move The Mission.

Participation in Children's Ministries reflects giving to Save Our Children.

Participation in Ladies Ministries reflects giving to Mothers Memorial.

Participation in Men's Ministries reflects giving to Father's Day Offering.

Participation in Church Advancement includes any giving through The Harvest (SEM) offering, All Nations Sunday offering, or monthly pledges.

4 The annual offering campaigns mentioned above refer to the 2024 offering with one exception. Christmas For Christ reflects the 2023 offering.

5 Total giving churches reflects the total number of self-governing works that were active for at least one offering in the year. If applicable, giving from daughter works and preaching points were counted towards the total of the self-governing mother church.

6 The total amount of giving to a particular ministry in the table above may vary from the reported offering total. The amount of total giving may be less than a reported offering total because this report summarizes dollars given through UPCI churches. Unaffiliated individual, sectional or district special offerings not tied to a particular church would not be counted in this report.