

2025 Total Giving Report

Total giving through all UPCI Ministries

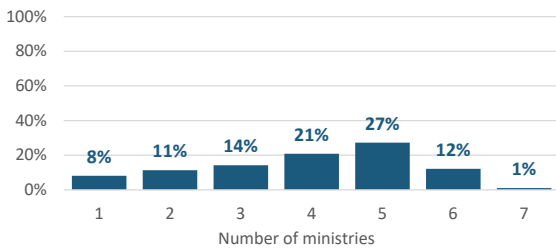
Ministry	Giving churches	Participation	Average	Median	Total
CA Church Advancement	861	20%	\$ 944.21	\$ 600.00	\$ 812,968.49
CM Children's Ministry	2,163	50%	\$ 1,273.41	\$ 500.00	\$ 2,754,384.40
GM Global Missions	3,073	71%	\$ 11,925.96	\$ 4,628.00	\$ 36,648,479.60
LM Ladies Ministries	3,625	84%	\$ 1,412.76	\$ 450.00	\$ 5,121,238.33
MM Men's Ministries	231	5%	\$ 456.99	\$ 250.00	\$ 105,565.07
NAM North American Missions	3,235	75%	\$ 3,113.02	\$ 1,000.00	\$ 10,070,628.15
YM Youth Ministries	2,935	68%	\$ 2,316.50	\$ 500.00	\$ 6,798,936.46
UPCI All ministries combined	4,100	95%	\$ 15,198.10	\$ 5,029.72	\$ 62,312,200.50

Number of ministries that UPCI churches financially support

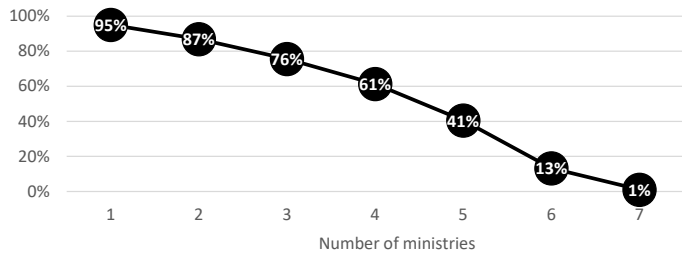
	0 ministries	1 ministry	2 ministries	3 ministries	4 ministries	5 ministries	6 ministries	7 ministries
Count	210	351	488	614	901	1,173	526	47
Percent	5%	8%	11%	14%	21%	27%	12%	1%

Based on 4,257 self-governing churches.

Ministries supported from UPCI churches



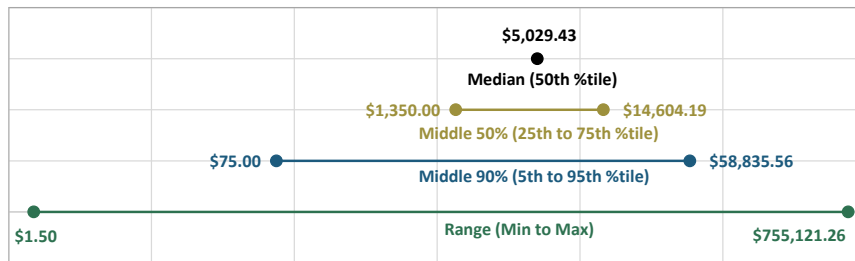
Ministries supported from UPCI churches, Cumulative



Percentiles for total giving by UPCI churches

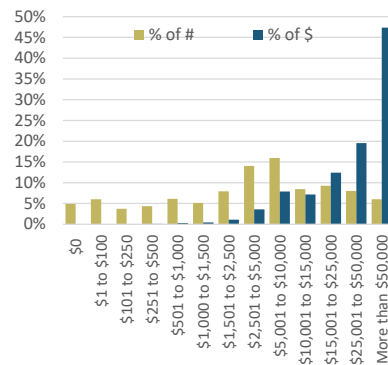
Minimum	5th percentile	10th percentile	25th percentile	50th percentile	75th percentile	90th percentile	95th percentile	Maximum
\$ 1.50	\$ 75.00	\$ 250.00	\$ 1,350.00	\$ 5,029.43	\$ 14,604.19	\$ 35,397.12	\$ 58,835.56	\$ 755,121.26

Percentiles for total giving (log scale)



Summary of total giving by UPCI churches

Giving amount	Count (#)	% of #	Sum (\$)	% of \$
\$0	210	5%	\$ -	0%
\$1 to \$100	260	6%	\$ 11,065.69	0%
\$101 to \$250	161	4%	\$ 28,026.84	0%
\$251 to \$500	188	4%	\$ 73,567.55	0%
\$501 to \$1,000	264	6%	\$ 194,494.12	0%
\$1,000 to \$1,500	221	5%	\$ 275,681.06	0%
\$1,501 to \$2,500	342	8%	\$ 677,954.22	1%
\$2,501 to \$5,000	606	14%	\$ 2,221,705.15	4%
\$5,001 to \$10,000	688	16%	\$ 4,906,584.02	8%
\$10,001 to \$15,000	365	8%	\$ 4,480,606.03	7%
\$15,001 to \$25,000	399	9%	\$ 7,751,394.56	12%
\$25,001 to \$50,000	346	8%	\$ 12,171,494.51	20%
More than \$50,000	260	6%	\$ 29,519,626.75	47%
Total	4,310	100%	\$ 62,312,200.50	100%



Top 100 churches based on total giving to all UPCI ministries

#	District	Church	Total
1	Missouri District	Apostolic Pentecostal Church, St. Louis, MO (Bradly DeLong)	\$ 755,121.26
2	Louisiana District	Pentecostals of Alexandria, Alexandria, LA (Anthony Mangun, Gentry Mangun)	\$ 651,180.67
3	Georgia District	Atlanta West Pentecostal Church, Lithia Springs, GA (Darrell W. Johns)	\$ 555,066.95
4	Indiana District	New Life Fellowship, Terre Haute, IN (Jeffrey Harpole)	\$ 506,880.93
5	Florida District	First Pentecostal Church of Pensacola, Pensacola, FL (Daniel Stroebel, Brian Kinsey)	\$ 464,828.18
6	Indiana District	Greater Faith Church, New Albany, IN (J. Todd Nichols)	\$ 436,662.20
7	Atlantic District	Capital Community Church, Fredericton, NB (Jack Leaman)	\$ 429,744.56
8	New York Metro District	Bethel United Pentecostal Church, Old Westbury, NY (Jonathan Walker)	\$ 353,004.96
9	Louisiana District	Wallace Ridge Pentecostal Church, Jonesville, LA (Tyler Stevison)	\$ 335,201.77
10	Ohio District	Calvary Apostolic Church, Westerville, OH (Jimmy Stark, James Stark)	\$ 289,839.61
11	Indiana District	Calvary Tabernacle, Indianapolis, IN (Joshua Carson)	\$ 289,592.91
12	Alabama District	Sanctuary Community Church, Hartselle, AL (Billy Britt)	\$ 287,645.56
13	Florida District	Eastwind Pentecostal Church, Palm Bay, FL (David Myers)	\$ 280,945.03
14	Louisiana District	The Pentecostals of Bossier City, Bossier City, LA (Ryan Dean, Jerry Dean)	\$ 276,075.95
15	Illinois District	Metro East - Christ the King Apostolic Church, O Fallon, IL (Andrew Romine)	\$ 275,438.62
16	Mississippi District	Woodlawn United Pentecostal Church, Columbia, MS (Jerron Carney)	\$ 274,375.02
17	Louisiana District	First United Pentecostal Church, Denham Springs, LA (William Johnson, Jr)	\$ 273,572.72
18	Texas District	Greater Love Tabernacle, Lufkin, TX (Gentry Wilkerson)	\$ 267,325.04
19	Florida District	The Pentecostals of Cooper City, Cooper City, FL (Mark Hattabaugh)	\$ 263,381.26
20	Texas District	The Sanctuary, First Pentecostal Church, Cleveland, TX (Kevin Howard)	\$ 249,069.86
21	Louisiana District	First United Pentecostal Church, Winnsboro, LA (Mark Powell, Floyd Hawthorne)	\$ 225,620.64
22	Quebec District	Saint Laurent United Pentecostal Church, Saint Laurent, QC (Paul Graham)	\$ 218,610.50
23	Oklahoma District	Southern Oaks UPC, Oklahoma City, OK (Mark Parker)	\$ 216,365.57
24	North Texas District	New Life Church - Garland, Garland, TX (Shannon Stanley, Bobby Stanley)	\$ 215,869.12
25	Missouri District	The Sanctuary UPC, Hazelwood, MO (Mitchell Bland, Seneatha Carpenter)	\$ 212,527.84
26	Indiana District	Liberty Tabernacle UPCI, Whiteland, IN (Brian Lane)	\$ 212,125.76
27	Maryland-Washington DC District	Antioch, The Apostolic Church, Arnold, MD (David Wright, Chester Wright)	\$ 190,200.39
28	Ontario District	First United Pentecostal Church of Toronto, Toronto, ON (Timothy Pickard)	\$ 187,135.08
29	Virginia District	Norfolk Apostolic Church, Norfolk, VA (Michael Blankenship)	\$ 181,664.90
30	Western District	Eureka - The Pentecostal Church, Eureka, CA (Jonathan McDonald)	\$ 178,753.86
31	Tennessee District	First United Pentecostal Church, Nashville, TN (Ron Becton, Roy Duke)	\$ 176,272.09
32	Illinois District	The Apostolic Church of Salem, Salem, IL (Calvin Jean)	\$ 175,109.40
33	Texas District	Eastgate United Pentecostal Church, Vidor, TX (Matthew Tuttle)	\$ 173,609.92
34	Mississippi District	Parkway Pentecostal Church, Madison, MS (Jason Dillon, Jerry W. Dillon)	\$ 173,260.72
35	Texas Gulf Coast District	Greater Life Church, Webster, TX (Mark Hughes)	\$ 172,274.97
36	Louisiana District	First United Pentecostal Church, New Orleans, LA (Richard Dykes, Jr)	\$ 172,097.36
37	Atlantic District	First United Pentecostal Church Mission Point, Saint John, NB (Brent Carter)	\$ 169,307.09
38	Oklahoma District	The Church Today, Tulsa, OK (Barron Longstreth)	\$ 168,348.28
39	North Carolina District	Heavenview United Pentecostal Church, Winston Salem, NC (Harold Linder)	\$ 167,216.62
40	Tennessee District	Centerpointe Apostolic Church, Murfreesboro, TN (Kevin Allen)	\$ 166,353.48
41	North Texas District	Dallas First Church, Dallas, TX (Tom Foster)	\$ 164,143.60
42	Mississippi District	First Pentecostal Church, Jackson, MS (Raymond Frazier)	\$ 164,011.32
43	North Texas District	Emmanuel Pentecostal Church, Mesquite, TX (R. Chad Flowers, Richard Flowers)	\$ 162,375.38
44	Louisiana District	Kings Temple UPC, Shreveport, LA (Damon Magee)	\$ 158,266.15
45	Missouri District	The Life Church, Kansas City, MO (Justin Gleason)	\$ 156,401.46
46	Western District	Truth Tabernacle, Bakersfield, CA (Jonathan Mullings, Ronnie Mullings)	\$ 156,198.73
47	Southern California District	Spirit & Truth Worship Center, Orange, CA (Tom Copple)	\$ 155,483.44
48	North Texas District	The Life Church, Dallas, TX (Shay Mann)	\$ 153,145.00
49	South Central Texas District	New Life UPC of Austin, Austin, TX (Rodney Shaw)	\$ 150,284.18
50	Georgia District	The Church of Columbus, Columbus, GA (HL Sheppard)	\$ 144,657.89
51	Illinois District	United Pentecostal Church, Johnston City, IL (Brandon Abernathy)	\$ 143,104.10
52	North Texas District	North Cities United Pentecostal, Garland, TX (D.G. Hargrove)	\$ 142,940.97
53	Ohio District	Harrison Hills Church, Jewett, OH (Philip Spellman, Jr)	\$ 141,775.00
54	Ohio District	New Life Church, Dayton, OH (Thomas Friend)	\$ 139,417.19
55	Canadian Plains District	The Bible Pentecostal Church, Edmonton, AB (Daniel Mena)	\$ 137,440.00
56	North Carolina District	Primera Iglesia Pentecostal Unida, Wendell, NC (Sergio Vitanza)	\$ 137,176.40
57	Oregon District	Oregon City United Pentecostal Church, Oregon City, OR (Stanley Gleason)	\$ 136,851.50
58	Oklahoma District	Dewar United Pentecostal Church, Dewar, OK (Matthew Martin)	\$ 135,217.00
59	Indiana District	Emmanuel Apostolic Church, Martinsville, IN (Mark Abernathy)	\$ 134,845.53
60	Arizona District	Faith Tabernacle, Tucson, AZ (Paul Conner)	\$ 134,492.56
61	Wisconsin District	Calvary Gospel Church, Madison, WI (Peter Saindon)	\$ 133,128.89
62	South Central Texas District	Hope Center Church, San Antonio, TX (Nathaniel Scoggins)	\$ 133,103.80
63*	Florida District	Pentecostals of the Palm Beaches, Wellington, FL (Daniel Kyle)	\$ 132,296.01
64*	Indiana District	The Sanctuary, Columbus, IN (Matthew Johnson)	\$ 131,092.42
65	Missouri District	New Life St. Louis, Bridgeton, MO (Aaron Batchelor)	\$ 130,411.65
66	Florida District	Cornerstone Ocala, Inc, Ocala, FL (Aaron Sizemore, C. Patton Williams)	\$ 128,910.00

#	District	Church	Total
67	Florida District	Church of Pentecost, Jacksonville, FL (Rick Olson)	\$ 127,556.59
68	Ontario District	The Pentecostals of Quinte, Belleville, ON (Shawn Stickler, Arnold MacLauchlan)	\$ 125,418.95
69	Texas Gulf Coast District	The Pentecostal Church of Atascocita, Humble, TX (Kevin Martin)	\$ 125,276.31
70	Louisiana District	Pentecostals of the Twin Cities, West Monroe, LA (Jason Ramsey, Mark Foster)	\$ 124,477.98
71	Kentucky District	Greater Lighthouse Pentecostal Church, Madisonville, KY (Robbie Knox, Ronald Hendricks)	\$ 124,340.19
72	Michigan District	Saginaw Valley United Pentecostal Church, Birch Run, MI (Kevin Leaman)	\$ 122,801.24
73	New Jersey-Delaware District	Jacob's Well, Newark, DE (Lela Cooper, Arash Ahmadpour)	\$ 121,715.37
74	South Carolina District	First United Pentecostal Church, Sumter, SC (Theron Smith)	\$ 121,308.45
75	Florida District	The Pentecostals of Gainesville, Gainesville, FL (Jimmy Toney)	\$ 120,221.72
76	Indiana District	The Tabernacle at Sandy Creek, Seymour, IN (Larry Arrowood)	\$ 118,495.74
77	Tennessee District	Goodlettsville Pentecostal Church, Goodlettsville, TN (Timothy Zuniga)	\$ 116,603.78
78	Indiana District	First Church, Hobart, IN (Jonathan Barley)	\$ 116,041.79
79	Wisconsin District	Christian Life Church, Mequon, WI (Joseph Hanthorn)	\$ 115,958.20
80	Wisconsin District	Apostolic Truth Church, Appleton, WI (Aaron Soto)	\$ 115,178.34
81	Western District	Revival Church UPC, Modesto, CA (Harold Johnson)	\$ 114,564.81
82	Virginia District	Bible World Church, Chesapeake, VA (Jack Cunningham)	\$ 114,076.21
83*	Texas District	Abundant Life of Silsbee, Silsbee, TX (Douglas White)	\$ 113,669.19
84*	Arkansas District	Hope Center Church, Mountain Home, AR (Jeffrey Morgan)	\$ 113,383.64
85	Ohio District	The Anchor Church, Zanesville, OH (Aaron Bounds)	\$ 113,013.56
86*	Western District	The Original United Pentecostal Church, Strathmore, CA (Joshua Tredway)	\$ 112,842.73
87	North Dakota District	The Sanctuary, Bismarck, ND (Shane Paulson)	\$ 109,580.75
88	Mississippi District	Life at Tupelo, Tupelo, MS (Jay Carney, II)	\$ 108,412.55
89*	New York Metro District	Oneness Rehoboth Apostolic, Mount Vernon, NY (Arthur Thomas)	\$ 107,151.28
90	Arkansas District	The Pentecostal Church, Fort Smith, AR (Tim Sullivan)	\$ 106,259.87
91	British Columbia District	The Pentecostals of Fort St John, Fort St. John, BC (Jason McLaughlin)	\$ 105,820.00
92*	Oregon District	Christian World Fellowship, Salem, OR (James Dillon)	\$ 105,615.54
93	Massachusetts-Rhode Island District	Christ Temple UPC, Tiverton, RI (Jay Stirnemann)	\$ 105,221.37
94	Louisiana District	First United Pentecostal Church, Breaux Bridge, LA (Jonathan Haygood)	\$ 105,168.28
95	Texas District	United Pentecostal Church, Normangee, TX (Don Clenney)	\$ 105,087.90
96*	Texas District	Abundant Life Church, Willis, TX (Dave Stovall)	\$ 103,776.94
97	North Carolina District	Temple of Pentecost, Raleigh, NC (Bryan Ballester, Wayne Huntley)	\$ 103,503.34
98	Texas Gulf Coast District	The First Church of Pearland, Pearland, TX (Ken Gurley, Tyler Walea)	\$ 103,131.96
99	Florida District	United Pentecostal Church, Apopka, FL (Donavon Hill, II)	\$ 103,092.48
100	Louisiana District	Grace Church of Central, Baton Rouge, LA (Glenn Murphy)	\$ 102,650.00

NOTES:

An asterisk on the rank (*) indicates the first time a church is listed in the Top 100 of the Annual Giving Report.

1 Total giving includes 100% amount of annual ministry offerings, donations from churches, affiliated giving, and direct offering credit.

2 Totals for donations from churches, affiliated giving, and direct offering credit are based on the fiscal year ending June 30, 2025.

3 This report considers a possibility of participating in up to seven possible missional efforts:

Participation in Global Missions includes any giving to I AM GLOBAL or monthly pledges.

Participation in North American Missions includes any giving to Christmas For Christ or monthly pledges.

Participation in Youth Ministries reflects giving to Move The Mission.

Participation in Children's Ministries reflects giving to Save Our Children.

Participation in Ladies Ministries reflects giving to Mothers Memorial.

Participation in Men's Ministries reflects giving to Father's Day Offering.

Participation in Church Advancement includes any giving through The Harvest (SEM) offering, All Nations Sunday offering, or monthly pledges.

4 The annual offering campaigns mentioned above refer to the 2025 offering with one exception. Christmas For Christ reflects the 2024 offering.

5 Total giving churches reflects the total number of self-governing works that were active for at least one offering in the year. If applicable, giving from daughter works and preaching points were counted towards the total of the self-governing mother church.

6 The total amount of giving to a particular ministry in the table above may vary from the reported offering total. The amount of total giving may be less than a reported offering total because this report summarizes dollars given through UPCI churches. Unaffiliated individual, sectional or district special offerings not tied to a particular church would not be counted in this report.